


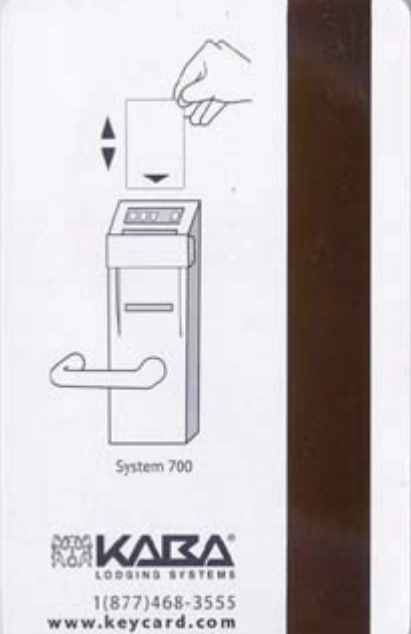


September 2006 Room Keys

State/City – Casino	Key Front	Key Back
<p>California – Pala Casino</p> <p>New room key, issued for September - it's a security requirement that each month there is only one room key design issued and that each month there is a different design used.</p> <p>No mfr</p> <p>Contributor: Larry and Alice Kopp</p>		 <p>Insert and Remove Keycard Magnetic Stripe Down</p> <p>Introduzca y quite la tarjeta con la raya magnética hacia abajo</p> <p>將此卡插入和取出時磁條朝下</p> <p>Đặt thẻ vào khe và rút ra, mặt sọc nam châm hướng xuống</p> <p>Turn Handle While Green Light is Flashing</p> <p>Gire la perilla cuando destelle la luz verde</p> <p>轉動門把手</p> <p>Vặn nắm tay cửa trong lúc đèn xanh đang nhấp</p>
<p>Michigan - Chip-In's Island Resort & Casino.</p> <p>Mfr: Kaba Ilco. dba KABA Locking Systems.</p> <p>Contributor: John Kallman</p>		 <p>System 700</p> <p>KABA LOCKING SYSTEMS 1(877)468-3555 www.keycard.com</p>

September 2006 Room Keys

<p>Nevada – Montbleu, Lake Tahoe</p> <p>Room Key</p> <p>Contributor: Moses Jardin</p>	 <p>The image shows the front of a blue room key for Montbleu. At the top is a white arrow logo pointing up, with the text "INSERT THIS END" below it. In the center, the words "ENTRÉ BLEU" are printed in a large, white, sans-serif font. The background features a subtle, light-colored arrow shape pointing upwards.</p>	 <p>The image shows the back of the Montbleu room key, which is white. It features a vertical black strip on the left side. On the right side, there are three numbered instructions: "1. FULLY INSERT KEYCARD", "2. REMOVE KEYCARD", and "3. DEPRESS HANDLE AND OPEN DOOR". At the top, there are two small black triangles pointing upwards.</p>
<p>Nevada – Palms Casino</p> <p>New room key, issued for the Bacardi "Global Gathering".</p> <p>Mfr: www.ablecard.com</p> <p>Contributor: Larry and Alice Kopp</p>	 <p>The image shows the front of a red room key for Bacardi Global Gathering at Palms. It features the Bacardi bat logo, the text "BACARDI Global Gathering", and "PALMS". On the right side, there is vertical text: "INSERT ROOM KEY INTO DOOR WITH ARROWS FACING DOWN". At the bottom, there is a small disclaimer: "DRINK RESPONSIBLY. © 2006 BACARDI, INC. MIAMI, FL. BACARDI, BACARDI BY VOI, ALL OTHER MARKS ARE TRADEMARKS OF THEIR RESPECTIVE OWNERS."</p>	 <p>The image shows the back of the Bacardi room key, which is white. It features three diagrams illustrating the correct way to insert and use the keycard. Below the diagrams are the following instructions: "INSTRUCTIONS: 1. Fully insert or swipe keycard, 2. Remove keycard, 3. Depress handle and open door." There is also a "FOR YOUR SECURITY" section with several bullet points. At the bottom, it says "ENJOY YOUR STAY! PLEASE VISIT US AGAIN SOON! www.palms.com www.bacardi.com".</p>
<p>Nevada – Plaza, Las Vegas</p> <p>New design room key</p> <p>Contributor: Esther Barker</p>	 <p>The image shows the front of a room key for Plaza Hotel and Casino. It features a photograph of the hotel building at night with the "Plaza" sign and "LAS VEGAS CLUB" sign. At the bottom, there are two website URLs: "www.plazahotelcasino.com" and "www.vegasclubcasino.net". On the left side, there is vertical text: "INSERT AND REMOVE".</p>	 <p>The image shows the back of the Plaza room key, which is white. It features two diagrams illustrating the correct way to insert and use the keycard. Below the diagrams are the following instructions: "INSERT AND REMOVE KEYCARD WITH MAGNETIC STRIPE DOWN" and "PULL DOWN ON LEVER WHILE GREEN LIGHT IS FLASHING". At the bottom, there are logos for Plaza Hotel and Casino and Flamingo Las Vegas, along with the phone number "(800) 434-4575".</p>